

# TEAC

## SERVICE MANUAL

---

# CT-M3415

## 14" CTV

---

SPECIFICATION

SYSTEM	:	PAL-B/G	
DESTINATION	:		
CHANNEL COVERAGE	:	2 - 4	
VHF LOW	:		
VHF HIGH	:	5 - 12	CH
UHF	:	21 - 69	CH
FREQUENCY RANGE	:	47 - 68	MHz
VHF LOW	:		
VHF HIGH	:	174 - 230	MHz
UHF	:	470 - 862	MHz
SCANNING	:		
LINES	:	625	LINES
HORIZONTAL	:	15625	Hz
VERTICAL	:	50	Hz
IF FREQUENCY	:		
VIDEO	:	38.9	MHz
SOUND	:	33.4	MHz
CHROMA	:	34.47	MHz
VISION/SOUND SEPARATION	:	5.5	MHz
SENSITIVITY	:		
VHF LOW	:	45	uV
UHF HIGH	:	46	uV
UHF	:	48	uV
OUTPUT POWER MAXIMUM	:	1200	mW
10% THD	:	1000	mW
CRT	:	14" (35.5cm) DIAGONAL, 22.5 mm NECK DIAMETE 90° DEFLECTION ANGLE	
SPEAKER	:	3" 16 OIM 2W X 1	
ANTENNA IMPEDANCE	:	75 OIM	
POWER CONSUMPTION	:	60 Watts	

I. VIF ALIGNMENT

A. Preparation step. (see fig.1)

1. Connect Sweep Generator to tuner test point and Ground
2. Connect 13V B+ Bias Voltage to C406 (+) and Ground.
3. Connect A.G.C. Bias Voltage to PIN 48 of U201  
\*A.G.C. Bias Voltage can't over 5V.
4. Disconnect the soldering pads 'II' and 'I'.
5. Connect 12V B+ bias voltage to C514 (+).

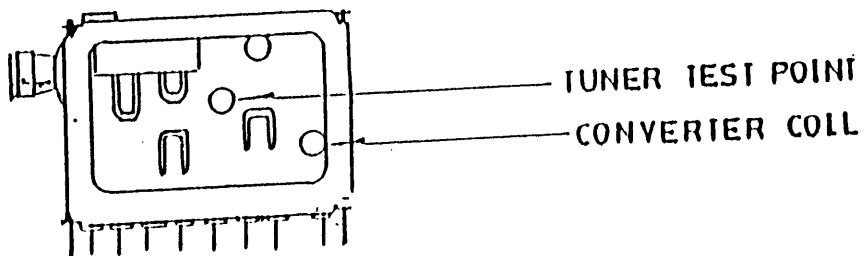
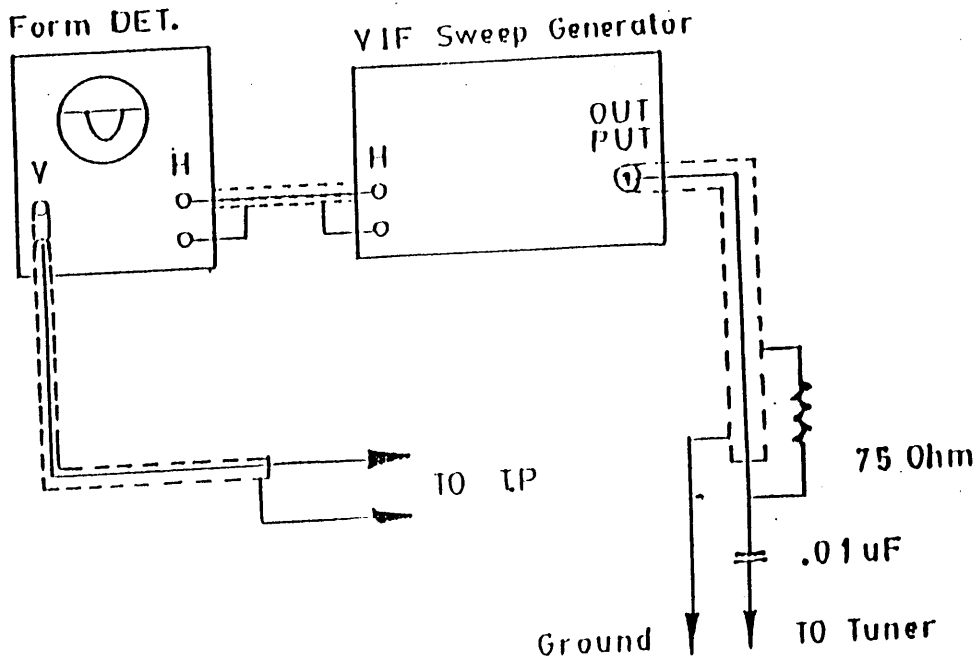
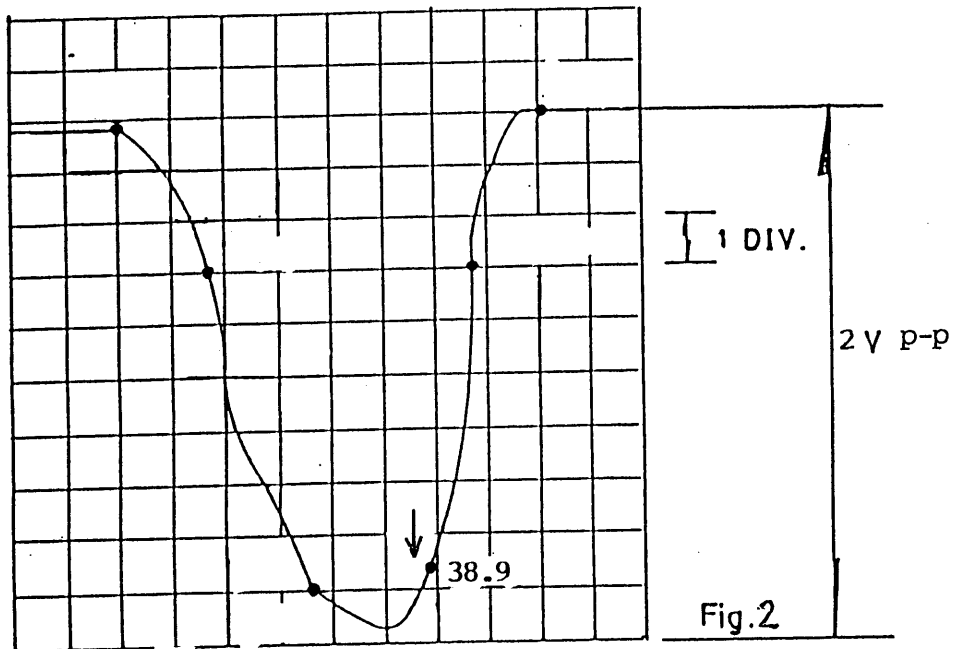


Fig. 1

**B. TANK COIL ALIGNMENT**

1. Calibrate the division of Sweep Generator equal to 20mV per div.
2. Adjust the output of Sweep Generator to 60dB.
3. Connect the waveform detector to TP201 and Ground.
4. Adjust AGC bias voltage<sup>3</sup> to achieve 2V p-p output on oscilloscope.
5. Adjust L204 to obtain P.C. (38.9 MHz) at the lowest point.

(Fig. 2)



B. AFC ALIGNMENT

1. Calibrate the Division of waveform Detector equal to 10 mV per div.
2. The output of Sweep Generator should be -50 dB.
3. Connect the Waveform Detector to TP203 and Ground.
4. Adjust A.G.C. Bias until the waveform just saturate. (about 3V)
5. Adjust L204 to obtain the waveform as Fig.2

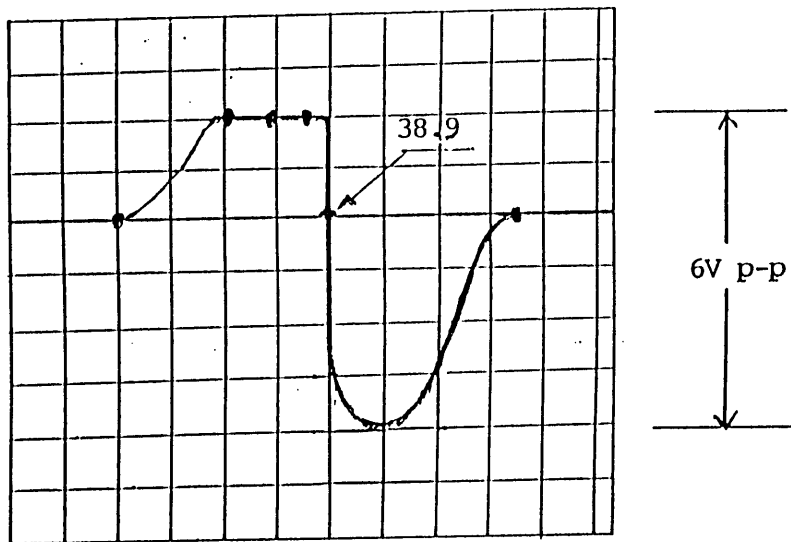
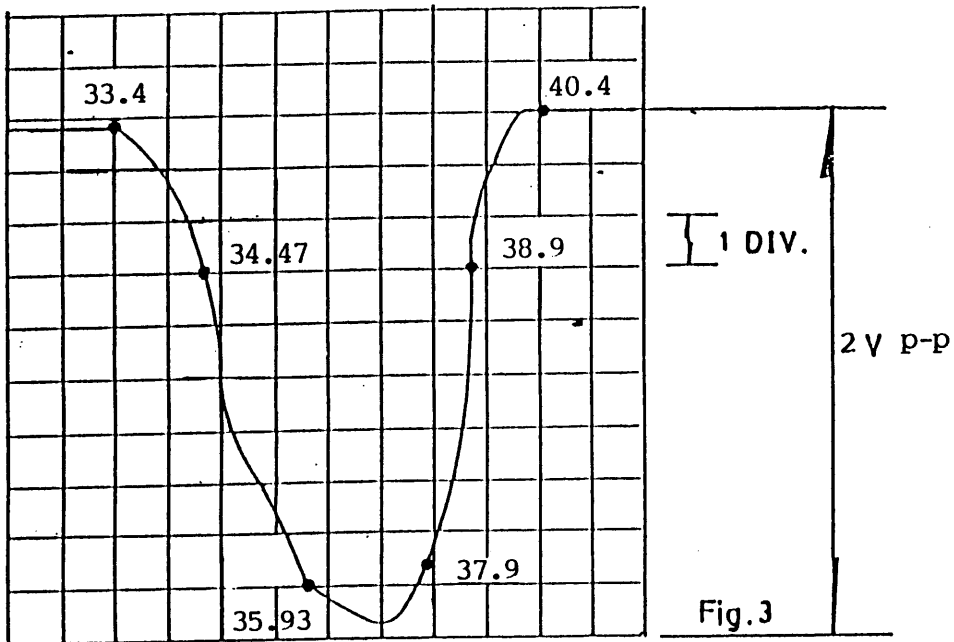


Fig. 2

C. V.I.F. ALIGNMENT

1. Connect 100 OHM resistor parallel to R266.
2. The output of Sweep Generator should be -60 dB.
3. Adjust A.G.C. Bias to maintain the waveform achieve 2V p-p. (about 4V)
4. Adjust tuner convertor coil to obtain waveform as Fig. 3
5. Soldering the pads 'H' and 'I'.



D. FINE AFC ALIGNMENT

1. Apply PAL I.F. signal (38.9 MHz) modulated with a color bar pattern to tuner test point.
2. The output of I.F. signal should be 80 dB.
3. Connect a digital voltmeter to TP203 and Ground.
4. Adjust L204 to obtain a reading of 4V.

II. B+ ADJUSTMENT

- 1) Connect a digital voltmeter to TPB+ and ground.
- 2) Set Brightness, Contrast and colour to minimum.
- 3) Adjust VR501 and obtain a reading of 112V.

III. AGC ALIGNMENT

- 1) Receive CH69 (UHF) and input field strength in 63dB  $\pm$ 3dB input.
- 2) Adjust VR201 to the point where noise is disappeared.

IV. FOCUS ALIGNMENT

- 1) Set the brightness and contrast to middle position.
- 2) Receive a monoscope pattern.
- 3) Adjust focus control to obtain sharpest picture.

V. HORIZONTAL CIRCUIT ADJUSTMENT

- 1) Receive Monoscope Pattern input signal 80 dBuV.
- 2) Adjust VR202 to obtain the picture at center.

VI. VERTICAL CIRCUIT ADJUSTMENT

- 1) Receive the Monoscope Pattern.
- 2) Adjust VR402 to obtain a normal picture.

VII. WHITE BALANCE ALIGNMENT STEP

- 1) Deguass the picture by deguassing coil if necessary.
- 2) Set VR601, VR602, VR603, VR604, VR605 and Sub-Brightness (VR101) to middle position.
- 3) Set screen control, Brightness, Contrast and colour to Minimum.
- 4) Receive a black and white pattern.
- 5) Connect a digital meter between G2 and Ground on CRT Board.
- 6) Adjust screen on FBT to obtain a 310V.
- 7) Adjust VR601, VR602, VR603, VR604, VR605 to obtain uniformly white picture 9300°K.

VIII. SUB-BRIGHTNESS ALIGNMENT

- 1) Receive a colour bar pattern.
- 2) Turn the brightness, contrast and colour to minimum.
- 3) Adjust VR101 until the brightest bar can just be seen.



VOLTAGE TABLE FOR IC

SYMBOL PIN NO.	U 201 TDA 8362	SYMBOL PIN NO.	U 201 TDA 8362	U 401 TDA 3653	U 705 TDA 1013B
1	3	43	3.8	1.1	0
2	5.6	44	2.9	0	7.6
3	5.6	45	3.9	1.2	16
4	5.5	46	3.9	0	15.6
5	7.9	47	2.5	15.6	1.2
6	3.8	48	4.7	25.6	6.7
7	3.3	49	1.2	1.2	2.2
8	1.7	50	3.5	5.8	2.8
9	0	51	4	25.4	0
10	7.6	52	6.6		
11	0				
12	3.2				
13	4.2				
14	3.3				
15	3.4				
16	0				
17	3.6				
18	2.1				
19	2.1				
20	2.1				
21	0.2				
22	3.4				
23	3.4				
24	3.4				
25	1.6				
26	1.6				
27	5.5				
28	3.9				
29	3.9				
30	3				
31	2.9				
32	1.7				
33	4.2				
34	3.6				
35	2				
36	7.9				
37	0.6				
38	1.2				
39	2.7				
40	3.8				
41	2.3				
42	2.8				

NOTE : VOLTAGE ARE TAKEN UNDER TUNED CONDITION WITH

CONTRAST : Maximum Position  
 BRIGHTNESS : Maximum Position  
 COLOR : Maximum Position  
 SIGNAL INPUT : 80 dBuV  
 CHANNEL SETTING : The Last Channel of UHF High  
 SIGNAL PATTERN : Colour Bar

VOLTAGE TABLE FOR IC

SYMBOL PIN NO.	U 202				
	TDA 4661				
1	5.2				
2	0				
3	0				
4	0				
5	1.4				
6	0				
7	0				
8	0				
9	5.2				
10	0				
11	2.9				
12	2.9				
13	0				
14	1.3				
15	0				
16	1.3				

NOTE : VOLTAGE ARE TAKEN UNDER TUNED CONDITION WITH

CONTRAST : Maximum Position  
 BRIGHNESS : Maximum Position  
 COLOR : Maximum Position  
 SIGNAL INPUT : 80 dBuV  
 CHANNEL SETTING : The Last Channel of UHF High  
 SIGNAL PATTERN : Colour Bar

VOLTAGE TABLE FOR IC

SYMBOL PIN NO.	U 101	U 102	U 405	U 501	U402
	CTV 322	24C01B1	7808	7805	7812
1	4.3	0	12	12	15
2	0.1	5	0	0	0
3	4.7	0	8	5	12
4	2.4	0			
5	4.9	2.6			
6	2.5	3			
7	0	5			
8	4.5	5			
9	1.6				
10	5				
11	0				
12	5.6				
13	5				
14	5				
15	5				
16	5				
17	5				
18	0.1				
19	5				
20	5				
21	0				
22	0				
23	0				
24	0				
25	0				
26	0.3				
27	-0.3				
28	5				
29	5				
30	0				
31	2.6				
32	2.1				
33	5				
34	5.4				
35	4.8				
36	0				
37	0				
38	0				
39	3				
40	2.7				
41	0				
42	5				

NOTE: VOLTAGE ARE TAKEN UNDER TUNED CONDITION WITH

CONTRAST : Maximum Position  
 BRIGHNESS : Maximum Position  
 COLOR : Maximum Position  
 SIGNAL INPUT : 80 dBuV  
 CHANNEL SETTING : The Last Channel of UHF High  
 SIGNAL PATTERN ; Colour Bar

VOLTAGE TABLE FOR IC

SYMBOL PIN NO.	U 901 SAA 5244AP	U 902 PC74HC T241P			
1	5	0			
2	2.1	0			
3	3.5	0			
4	0	0			
5	0	0			
6	5	0			
7	2	0			
8	2.2	0			
9	2.5	0			
10	5	0			
11	5	0			
12	1.8	0			
13	5	0			
14	0	0			
15	0	0			
16	0	0			
17	0	0			
18	4.1	0			
19	0	0			
20	0	5			
21	0.7				
22	0				
23	0				
24	3				
25	2.6				
26	0.7				
27	0.7				
28	0.8				
29	0				
30	0				
31	0.8				
32	0.7				
33	0.7				
34	0.8				
35	0.7				
36	0.8				
37	0.7				
38	0.8				
39	0.8				
40	0.7				

NOTE : VOLTAGE ARE TAKEN UNDER TUNED CONDITION WITH

- CONTRAST : Maximum Position
- BRIGHTNESS : Maximum Position
- COLOR : Maximum Position
- SIGNAL INPUT : 80 dBuV
- CHANNEL SETTING : The Last Channel of UHF High
- SIGNAL PATTERN : Colour Bar

VOLTAGE TABLE FOR TRANSISTOR

SYMBOL	B (v)	C (V)	E (V)	SYMBOL	B (V)	C (V)	E (V)
Q101	0.6	1.2	0	Q402	-0.1	112.5	0
Q102	0	0	0	Q501	9.1	12.8	8.4
Q103	0	4.6	0	Q502	5.4	0	1.7
Q104	0	11.9	0	Q503	0	1.2	0
Q105	0.6	0	0	Q504	-2.6	293	0.07
Q106	12	0	12	Q505	0.6	0.06	0
Q107	12	0	12	Q506	113.1	113.7	113.8
Q108	11.1	11.7	12	Q507	113.7	113.8	113
Q201	2.3	11.7	1.6	Q601	2.6	129.2	2.1
Q202	1.4	4.8	0.8	Q602	2.5	128.3	1.9
				Q603	2.5	128.4	1.9
Q204	3.1	7.3	2.4	Q604	3.7	0	3.9
Q205	2.3	7.7	1.7	Q701	16.7	16.1	16.1
Q207	0	6.3	0				
Q208	3.6	7.9	2.9				
Q209	0	6.3	0				
Q210	0.7	0	0				
Q211	4.8	12	4.1				
Q401	0.5	0	0				

NOTE: VOLTAGE ARE TAKEN UNDER TUNED CONDITION WITH

CONTRAST : Maximum Position  
 BRIGHTNESS : Maximum Position  
 COLOR : Maximum Position  
 SIGNAL INPUT : 80 dBuV  
 CHANNEL SETTING : The Last Channel of UHF High  
 SIGNAL PATTERN : Colour Bar

PROGRAM ID : TVSTDCST

Print Date : 26/09/96

Page Number : 1

<< B.O.M. TV STANDARD PRICE LIST FOR CUSTOMER >> - CURRENCY (USD)

PRODUCT CODE : 92132T-050004-TV

*Model CT-M341K*

DESCRIPTION : GT-9213 TEAC PAL/BG W/SCART 1P.TXT GREY 240V SAA.MONO 40P.

ASSEMBLY NUMBER	DESCRIPTION
-----	-----
155-892005-00-01	COMMON PART HANDSET ASS'Y (W/S.TXT)
180-92132T-05-04	NON-COM PART ASS'Y PAL/BG W/SCART/1P.TXT
180-92132T-05-CP	COMMON PART ASS'Y (PAL/BG AUST W/SCART/

\*\* THIS SPARE LIST IS MADE FOR TECHNICAL / MAINTENANCE REFERENCE ONLY \*\*

\*\* THIS SPARE LIST IS MADE FOR TECHNICAL / MAINTENANCE REFERENCE ONLY \*\*

Print Date : 26/09/96      PRODUCT CODE : 92132T-050004-TV  
 Page Number : 2      DESCRIPTION : GT-9213 TEAC PAL/BG W/SCART      1P.TXT GREY 240V SAA.MONO 40P.

Component Part	Description / Location	Unit	Subs	Quantity Required	Unit Price	Amount
*** ASSEMBLY : 155-892005-00-01 COMMON PART HANDSET ASS'Y (W/S.TXT)						
107-800455-46	455K HZ RESONATOR "WEI HAW" CF701	PC	0	1.00000	0.1742	0.174200
113-101005-17	CARBON FILM RESISTOR 100 OHM 1/16W +-5% R704,706	PC	0	2.00000	0.0046	0.009200
113-102005-17	CARBON FILM RESISTOR 1K OHM 1/16W +-5% R705	PC	0	1.00000	0.0046	0.004600
113-103005-17	CARBON FILM RESISTOR 10K OHM 1/16W +-5% R702	PC	0	1.00000	0.0046	0.004600
113-109005-17	CARBON FILM RESISTOR 1 OHM 1/16W +-5% R709,710	PC	0	2.00000	0.0046	0.009200
113-473005-17	CARBON FILM RESISTOR 47K OHM 1/16W +-5% R703	PC	0	1.00000	0.0046	0.004600
113-682005-17	CARBON FILM RESISTOR 6.8K OHM 1/16W +-5% R701	PC	0	1.00000	0.0046	0.004600
127-476042-03	ELECT. CAP. 47 MFD 16V +-20% C701	PC	0	1.00000	0.0290	0.029000
130-600101-00	INFRARED EMITTER EL-1L1      KODENSHI LED701	PC	0	1.00000	0.1065	0.106500
131-210719-29	TRANSISTOR 2SA719R/S      MATSUSHITA Q702	PC	0	1.00000	0.0619	0.061900
131-230945-00	TRANSISTOR 2SC945 NEC Q701	PC	0	1.00000	0.0294	0.029400
133-803010-33	I.C. SAA3010T PHILIPS IC701	PC	0	1.00000	0.8239	0.823900
172-626006-42	UL 1007 TOP COAT WIRE AWG 26 60MM RED 10 X 10 MM P.C.B. (+) TO BATTERY CONTACT PLATE (+)	PC	0	1.00000	0.0021	0.002100
172-626008-40	UL 1007 TOP COAT WIRE AWG 26 80MM BLACK 10 X 10 MM P.C.B. (-) TO BATTERY CONTACT PLATE (-)	PC	0	1.00000	0.0026	0.002600
190-892002-00	REMOTE P.C.B. (200791)	PC	0	1.00000	0.3813	0.381300
516-260408-10	SELF-TAPPING SCREW 2.6 X 8 P/T(HARDEN) CAB. MTG.	PC	0	2.00000	0.0017	0.003400
773-036863-00	BATTERY CONTACT PLATE (A) +-VE	PC	0	1.00000	0.0366	0.036600
773-036864-00	BATTERY CONTACT PLATE +VE	PC	0	1.00000	0.0174	0.017400
774-036862-00	BATTERY CONTACT SPRING -VE	PC	0	1.00000	0.0261	0.026100
810-041104-13	POLYBAG 4" X 11" X 0.04MM      W/RE-CYCLING MARK FOR HANDSET	PC	0	1.00000	0.0071	0.007100
849-892002-00	CONTACT RUBBER KEY PAD      (34 KEYS)	PC	0	1.00000	0.5040	0.504000
892-892002-12	DIAL KEY PLATE - TEAC DESIGN (RC-551)	PC	0	1.00000	0.1994	0.199400
900-892010-01	HANDSET TOP CABINET - BLACK MOULDED	PC	0	1.00000	0.1951	0.195100
902-892010-01	HANDSET BOTTOM CABINET - BLACKMOULDED	PC	0	1.00000	0.1665	0.166500
910-892001-01	BATTERY DOOR	PC	0	1.00000	0.0461	0.046100
964-892001-00	SENSOR LENS	PC	0	1.00000	0.0406	0.040600

ASSB PRICE : 2.890000

\*\* THIS SPARE LIST IS MADE FOR TECHNICAL / MAINTENANCE REFERENCE ONLY \*\*

Print Date : 26/09/96

PRODUCT CODE : 92132T-050004-TV

Page Number : 3

DESCRIPTION : GT-9213 TEAC PAL/BG W/SCART 1P.TXT GREY 240V SAA.MONO 40P.

Component Part	Description / Location	Unit	Subs	Quantity Required	Unit Price	Amount
*** ASSEMBLY : 180-92132T-05-04 NON-COM PART ASS'Y PAL/BG W/SCART/1P.TXT						
002-114022-40	14" CRT #37SX110Y22-DC05A S/H CAI HONG	PC	0	1.00000	75.0000	75.000000
003-131424-02	TUNER OSCAR UVE33-W24/R16-3649MITSUMI UV201	PC	0	1.00000	10.0500	10.050000
107-105500-66	SOUND TRAP CERAMIC FILTER 5.5MHZ WEI HAW CF201	PC	0	1.00000	0.1374	0.137400
107-305500-16	SOUND BYPASS CERAMIC FILTER 5.5MHZ WEI HAW CF204	PC	0	1.00000	0.1399	0.139900
107-738916-00	SAW FILTER TSF-5316 SANYO SAW201	PC	0	1.00000	1.1874	1.187400
113-104105-17	CARBON FILM RESISTOR 100K OHM 1/4W +-5% R155	PC	0	1.00000	0.0028	0.002800
113-221105-17	CARBON FILM RESISTOR 220 OHM 1/4W +-5% R104	PC	0	1.00000	0.0028	0.002800
113-223101-67	METAL FILM RESISTOR 22K OHM 1/4W +-1% R101	PC	0	1.00000	0.0106	0.010600
162-110010-00	ANTENNA MATCHING TRANSFORMER (300 OHM TO 75 OHM)	PC	0	1.00000	0.1800	0.180000
171-550084-02	84" AC LINE CORD (END-CUT)SAA APPW/7.5A PLUG.	PC	0	1.00000	0.6194	0.619400
186-227503-14	BATTERY 3A PACKING IN GIFT BOX	PC	0	2.00000	0.0639	0.127800
191-400042-07	4 PINS SOCKET ASS'Y AWG 20 420MM	PC	0	1.00000	0.1731	0.173100
610-921301-57	GIFT BOX - TEAC DESIGN	PC	0	1.00000	2.1006	2.100600
663-230543-95	SERIAL NO.LABEL - OC:GT-543/95 IPC STUCK ON CTN,IPC STUCK ON RATING LABEL	PC	0	2.00000	0.0077	0.015400
669-881301-07	RATING LABEL - TEAC DESIGN 240V	PC	0	1.00000	0.0484	0.048400
670-921300-77	I/MANUAL - TEAC DESIGN (40 PROG.)MONO-CHIP	PC	0	1.00000	0.0774	0.077400
678-881303-06	TOTAL CARE STICKER - TEAC DESIGN (BLK & WHITE)	PC	0	1.00000	0.0194	0.019400
678-921301-13	SCREEN STICKER - TEAC DESIGN	PC	0	1.00000	0.4703	0.470300
678-922109-01	EASY TUNE CARD - TEAC DESIGN STCIK TOGETHER WITH SCREEN STICKER	PC	0	1.00000	0.0794	0.079400
690-922139-01	WARRANTY CARD- TEAC (A) DESIGN	PC	0	1.00000	0.0581	0.058100
693-921300-06	EAN CODE LABEL - 9313060006310	PC	0	1.00000	0.0077	0.007700
703-921302-00	SPEAKER GRILLE - SHINY BLACK DOUBLE SIDE W/SPRAY {NEW}	PC	0	2.00000	0.2652	0.530400
782-721952-04	DOUBLE ROD ANTENNA 520MM	PC	0	1.00000	1.5290	1.529000
800-921301-00	POLYFOAM (1)	PC	0	1.00000	0.1897	0.189700
800-921302-00	POLYFOAM (2)	PC	0	1.00000	0.1897	0.189700
800-921303-00	POLYFOAM (3)	PC	0	1.00000	0.1703	0.170300
800-921304-00	POLYFOAM (4)	PC	0	1.00000	0.1703	0.170300
810-091504-13	POLYBAG 9" X 15" X 0.04MM W/ RE-CYCLING MARK FOR INSTRUCTION MANUAL	PC	0	1.00000	0.0165	0.016500
810-303004-14	POLYBAG 30"X30"X0.04MM W/PUNCHHOLE/RE-CYCLING MARK(P/O MAT.) FOR UNIT	PC	0	1.00000	0.1210	0.121000
884-921302-03	PRESET PLATE - BLACK W/L.GREY S.S. ENG STD (12 KEY HOLES)	PC	0	1.00000	0.0968	0.096800
884-921305-02	JACK COVER PLATE - TEAC DESIGN	PC	0	1.00000	0.0232	0.023200
887-921301-00	COVER PLATE	PC	0	1.00000	0.0232	0.023200
889-921302-00	V.HOLD COVER	PC	0	1.00000	0.0194	0.019400
889-922002-00	DOOR LOCKER COVER PLATE	PC	0	1.00000	0.0077	0.007700
900-921303-04	FRONT CABINET - GREY (426U)	PC	0	1.00000	2.9795	2.979500
902-921332-U1	BACK CAB - MOULDED BLACK (PAL)	PC	0	1.00000	2.9419	2.941900



\*\* THIS SPARE LIST IS MADE FOR TECHNICAL / MAINTENANCE REFERENCE ONLY \*\*

Print Date : 26/09/96

PRODUCT CODE : 92132T-050004-TV

Page Number : 4

DESCRIPTION : GT-9213 TEAC PAL/BG W/SCART 1P.TXT GREY 240V SAA.MONO 40P.

Component Part	Description / Location	Unit	Subs	Quantity	Unit Price	Amount
917-921301-08	REMTOE LENS - TEAC DESIGN	PC	0	1.00000	0.1529	0.152900
919-921302-43	PRESET DOOR - TEAC (A) DESIGN W/CABLE READY WORDING	PC	0	1.00000	0.1620	0.162000
939-922001-01	FOOT ADAPTOR - BLACK MOULDED W/GOLD HOT-STAMP	PC	0	2.00000	0.0606	0.121200
991-921302-01	POWER KNOB - BLACK MOULDED W/FINE SAND TEXTURE	PC	0	1.00000	0.0230	0.023000
					ASSB PRICE :	99.975600

\*\* THIS SPARE LIST IS MADE FOR TECHNICAL / MAINTENANCE REFERENCE ONLY \*\*

Print Date : 26/09/96                      PRODUCT CODE : 92132T-050004-TV  
 Page Number : 5                              DESCRIPTION : GT-9213 TEAC PAL/BG W/SCART 1P.TXT GREY 240V SAA.MONO 40P.

Component Part	Description / Location	Unit	Subs	Quantity Required	Unit Price	Amount
*** ASSEMBLY : 180-92132T-05-CP COMMON PART ASS'Y (PAL/BG AUST W/SCART/						
001-214189-05	FLYBACK TRANSFORMER 154-189H GOLDSTAR "FOR CAIHONG CRT" T402	PC	0	1.00000	6.3750	6.375000
008-550151-05	DEGAUSSING COIL 40T (W/FIVE LAYERS OF TAPE) L903	PC	0	1.00000	0.8516	0.851600
012-102330-06	SEMI-FIXED RESISTOR EVND2AA 03B13 1KB VR601,602	PC	0	2.00000	0.0571	0.114200
012-102340-06	SEMI-FIXED RESISTOR EVND8AA 03B13 1KB VR402,501	PC	0	2.00000	0.0484	0.096800
012-103340-06	SEMI-FIXED RESISTOR EVND8AA 03B14 10KB VR202	PC	0	1.00000	0.0484	0.048400
012-502330-06	SEMI-FIXED RESISTOR EVND2AA 03B53 5KB VR603,604,605	PC	0	3.00000	0.0571	0.171300
012-502340-06	SEMI-FIXED RESISTOR EVND8AA 03B53 5KB VR201	PC	0	1.00000	0.0484	0.048400
012-503340-06	SEMI-FIXED RESISTOR EVND8AA 03B54 50KB VR101	PC	0	1.00000	0.0484	0.048400
101-191009-96	HORIZONTAL DRIVE TRANSFORMER (R1009) T401	PC	0	1.00000	0.2516	0.251600
101-288820-95	LINE FILTER 70MH T501	PC	0	1.00000	0.6871	0.687100
101-414025-94	SWITCHING POWER TRANSFORMER (HL4025B) T502	PC	0	1.00000	1.9355	1.935500
102-370600-02	TANK COIL / AFC COIL COILS 707851 L204	PC	0	1.00000	0.0890	0.089000
105-100103-08	FIXED INDUCTOR COIL 10 UH +-10% AXIAL L102,205	PC	0	2.00000	0.0462	0.092400
105-109103-08	FIXED INDUCTIVE COIL 1.0UH +-10% (WITTIS) L201,202	PC	0	2.00000	0.0462	0.092400
105-181103-08	FIXED INDUCTOR COIL 180 UH +-10% AXIAL L601	PC	0	1.00000	0.0462	0.046200
105-201106-02	CHOKE COIL 200UH 10% CH9012-201K (ELEC PRODUCT) L502	PC	0	1.00000	0.1695	0.169500
105-399103-08	FIXED INDUCTIVE COIL 3.9 UH +-10% (WITTIS) L901	PC	0	1.00000	0.0462	0.046200
105-650052-01	LINEARITY COIL 34UH FOR 21" CRT L401	PC	0	1.00000	0.3450	0.345000
105-689103-08	FIXED INDUCTOR COIL 6.8 UH +-10% AXIAL L203	PC	0	1.00000	0.0462	0.046200
113-100105-17	CARBON FILM RESISTOR 10 OHM 1/4W +-5% R209	PC	0	1.00000	0.0033	0.003300
113-101105-17	CARBON FILM RESISTOR 100 OHM 1/4W +-5% R137,160,161,208,229,230,231,240,131	PC	0	9.00000	0.0028	0.025200
113-101105-17	CARBON FILM RESISTOR 100 OHM 1/4W +-5% R911,147,148,903	PC	0	4.00000	0.0028	0.011200
113-102105-17	CARBON FILM RESISTOR 1K OHM 1/4W +-5% R106,138,139,157,216,221,225,233,275,905,283,256	PC	0	12.00000	0.0028	0.033600
113-102105-17	CARBON FILM RESISTOR 1K OHM 1/4W +-5% R207,254,255,281,W028	PC	0	5.00000	0.0028	0.014000

\*\* THIS SPARE LIST IS MADE FOR TECHNICAL / MAINTENANCE REFERENCE ONLY \*\*

Print Date : 26/09/96                      PRODUCT CODE : 92132T-050004-TV  
 Page Number : 6                              DESCRIPTION : GT-9213 TEAC PAL/BG W/SCART    1P.TXT GREY 240V SAA.MONO 40P.

Component Part	Description / Location	Unit	Subs	Quantity Required	Unit Price	Amount
113-102305-75	METAL OXIDE FILM RESISTOR 1K OHM 1W +-5% R432	PC	0	1.00000	0.0188	0.018800
113-103101-67	METAL FILM RESISTOR 10K OHM 1/4W +-1% R102	PC	0	1.00000	0.0106	0.010600
113-103105-17	CARBON FILM RESISTOR 10K OHM 1/4W +-5% R103,105,140,201,415,113,123,249,914,627,165	PC	0	11.00000	0.0028	0.030800
113-103105-17	CARBON FILM RESISTOR 10K OHM 1/4W +-5% R424,425,508,528,154,141,252,253	PC	0	8.00000	0.0028	0.022400
113-103205-12	CARBON FILM RESISTOR 10K OHM 1/2 +-5% R411	PC	0	1.00000	0.0062	0.006200
113-103405-75	METAL OXIDE FILM RESISTOR 10K OHM 2W +-5% R526	PC	0	1.00000	0.0252	0.025200
113-104105-17	CARBON FILM RESISTOR 100K OHM 1/4W +-5% R107,108,119,239,243,244,417	PC	0	7.00000	0.0028	0.019600
113-104205-12	CARBON FILM RESISTOR 100K OHM 1/2W +-5% R521	PC	0	1.00000	0.0062	0.006200
113-104305-75	METAL OXIDE FILM RESISTOR 100KOHM 1W +-5% R531	PC	0	1.00000	0.0188	0.018800
113-105101-67	METAL FILM RESISTOR 1M OHM 1/4W +-1% R246	PC	0	1.00000	0.0116	0.011600
113-120305-75	METAL OXIDE FILM RESISTOR 12 OHM 1W +-5% R512	PC	0	1.00000	0.0188	0.018800
113-120405-75	METAL OXIDE FILM RESISTOR 12 OHM 2W +-5% R519	PC	0	1.00000	0.0252	0.025200
113-121105-17	CARBON FILM RESISTOR 120 OHM 1/4W +-5% R262	PC	0	1.00000	0.0028	0.002800
113-122105-17	CARBON FILM RESISTOR 1.2K OHM 1/4W +-5% R206,248,617,162	PC	0	4.00000	0.0028	0.011200
113-123105-17	CARBON FILM RESISTOR 12K OHM 1/4W +-5% R210,251	PC	0	2.00000	0.0028	0.005600
113-151105-17	CARBON FILM RESISTOR 150 OHM 1/4W +-5% R223	PC	0	1.00000	0.0028	0.002800
113-151205-12	CARBON FILM RESISTOR 150 OHM 1/2W +-5% R421	PC	0	1.00000	0.0052	0.005200
113-152105-17	CARBON FILM RESISTOR 1.5K OHM 1/4W +-5% R622,621,250	PC	0	3.00000	0.0028	0.008400
113-152205-12	CARBON FILM RESISTOR 1K5 OHM 1/2W +-5% R610,611,612,420	PC	0	4.00000	0.0062	0.024800
113-153105-17	CARBON FILM RESISTOR 15K OHM 1/4W +-5% R245,402	PC	0	2.00000	0.0028	0.005600
113-153405-75	METAL OXIDE FILM RESISTOR 15K OHM 2W +-5% R604,605,606	PC	0	3.00000	0.0252	0.075600
113-159405-42	NON-FLAMMABLE FUSE RESISTOR 1.5 OHM 2W +-5% R620	PC	0	1.00000	0.0735	0.073500
113-180105-17	CARBON FILM RESISTOR 18 OHM 1/4 +- 5% R26A	PC	0	1.00000	0.0029	0.002900
113-181105-17	CARBON FILM RESISTOR 180 OHM 1/4W +-5% R222	PC	0	1.00000	0.0028	0.002800
113-182105-17	CARBON FILM RESISTOR 1.8K OHM 1/4W +-5% R506,602,274	PC	0	3.00000	0.0028	0.008400

\*\* THIS SPARE LIST IS MADE FOR TECHNICAL / MAINTENANCE REFERENCE ONLY \*\*

Print Date : 26/09/96

PRODUCT CODE : 92132T-050004-TV

Page Number : 7

DESCRIPTION : GT-9213 TEAC PAL/BG W/SCART 1P.TXT GREY 240V SAA.MONO 40P.

Component Part	Description / Location	Unit	Subs	Quantity Required	Unit Price	Amount
113-183105-17	CARBON FILM RESISTOR 18K OHM 1/4W +-5% R721,418	PC	0	2.00000	0.0028	0.005600
113-184105-17	CARBON FILM RESISTOR 180K OHM 1/4W +-5% R120	PC	0	1.00000	0.0028	0.002800
113-184205-12	CARBON FILM RESISTOR 180K OHM 1/2W +-5% R410	PC	0	1.00000	0.0062	0.006200
113-221105-17	CARBON FILM RESISTOR 220 OHM 1/4W +-5% R142,238,213,908,909,910	PC	0	6.00000	0.0028	0.016800
113-221305-75	METAL OXIDE FILM RESISTOR 220 OHM 1W +-5% R419	PC	0	1.00000	0.0188	0.018800
113-222105-17	CARBON FILM RESISTOR 2.2K OHM 1/4W +-5% R130,224,151	PC	0	3.00000	0.0028	0.008400
113-222205-12	CARBON FILM RESISTOR 2.2K OHM 1/2W +-5% R715	PC	0	1.00000	0.0062	0.006200
113-223101-67	METAL FILM RESISTOR 22K OHM 1/4W +-1% R412,111	PC	0	2.00000	0.0106	0.021200
113-223105-17	CARBON FILM RESISTOR 22K OHM 1/4W +-5% R109,110,114,143,144,146,158,124,150,525,722,713	PC	0	12.00000	0.0028	0.033600
113-223105-17	CARBON FILM RESISTOR 22K OHM 1/4W +-5% R912,278	PC	0	2.00000	0.0028	0.005600
113-224105-17	CARBON FILM RESISTOR 220K OHM 1/4W +-5% R719	PC	0	1.00000	0.0028	0.002800
113-229205-12	CARBON FILM RESISTOR 2.2 OHM 1/2W +-5% R279	PC	0	1.00000	0.0062	0.006200
113-229305-75	METAL OXIDE FILM RESISTOR 2.2 OHM 1W +-5% R426	PC	0	1.00000	0.0188	0.018800
113-229405-75	METAL OXIDE FILM RESISTOR 2.2 OHM 2W +-5% R503,427	PC	0	2.00000	0.0252	0.050400
113-270405-75	METAL OXIDE FILM RESISTOR 27 OHM 2W +-5% R513	PC	0	1.00000	0.0252	0.025200
113-271105-17	CARBON FILM RESISTOR 270 OHM 1/4W +-5% R134,135,136	PC	0	3.00000	0.0028	0.008400
113-272105-17	CARBON FILM RESISTOR 2.7K OHM 1/4W +-5% R618,613,614,615,61	PC	0	5.00000	0.0028	0.014000
113-272205-12	CARBON FILM RESISTOR 2.7K OHM 1/2W +-5% R403,520	PC	0	2.00000	0.0062	0.012400
113-273105-17	CARBON FILM RESISTOR 27K OHM 1/4W +-5% R211,241,902	PC	0	3.00000	0.0028	0.008400
113-331105-17	CARBON FILM RESISTOR 330 OHM 1/4W +-5% R509	PC	0	1.00000	0.0028	0.002800
113-332101-67	METAL FILM RESISTOR 3.3K OHM 1/4W +-1% R266	PC	0	1.00000	0.0106	0.010600
113-332102-17	CARBON FILM RESISTOR 3.3K OHM 1/4W +-2% R505	PC	0	1.00000	0.0045	0.004500
113-332105-17	CARBON FILM RESISTOR 3.3K OHM 1/4W +-5% R152,153,235,269,901	PC	0	5.00000	0.0028	0.014000
113-332605-75	METAL OXIDE FILM RESISTOR 3K3 OHM 5W +-5% R406	PC	0	1.00000	0.1026	0.102600
113-333105-17	CARBON FILM RESISTOR 33K OHM 1/4W +-5% R416	PC	0	1.00000	0.0028	0.002800

\*\* THIS SPARE LIST IS MADE FOR TECHNICAL / MAINTENANCE REFERENCE ONLY \*\*

Print Date : 26/09/96      PRODUCT CODE : 92132T-050004-TV  
 Page Number : 8      DESCRIPTION : GT-9213 TEAC PAL/BG W/SCART      1P.TXT GREY 240V SAA.MONO 40P.

Component Part	Description / Location	Unit	Subs	Quantity Required	Unit Price	Amount
113-334305-75	METAL OXIDE FILM RESISTOR 330KOHM 1W +-5% R514,404	PC	0	2.00000	0.0188	0.037600
113-338405-75	METAL OXIDE FILM RESISTOR 0.330HM 2W +-5% R516	PC	0	1.00000	0.0252	0.025200
113-339105-17	CARBON FILM RESISTOR 3.3 OHM 1/4W +- 5% R720	PC	0	1.00000	0.0028	0.002800
113-339405-42	NON-FLAMMABLE FUSE RESISTOR 3.3 OHM 2W +-5% R716	PC	0	1.00000	0.0252	0.025200
113-390605-75	METAL OXIDE FILM RESISTOR 39 OHM 5W +-5% R517	PC	0	1.00000	0.1026	0.102600
113-391105-17	CARBON FILM RESISTOR 390 OHM 1/4W +-5% R607,608,609,112	PC	0	4.00000	0.0028	0.011200
113-391305-75	METAL OXIDE FILM RESISTOR 390 1W +-5% R270	PC	0	1.00000	0.0203	0.020300
113-392105-17	CARBON FILM RESISTOR 3.9K OHM 1/4W +-5% R414	PC	0	1.00000	0.0028	0.002800
113-393105-17	CARBON FILM RESISTOR 39K OHM 1/4W +-5% R232	PC	0	1.00000	0.0028	0.002800
113-470105-17	CARBON FILM RESISTOR 47 OHM 1/4W +-5% R220,204	PC	0	2.00000	0.0028	0.005600
113-470205-12	CARBON FILM RESISTOR 47 OHM 1/2W +-5% R405	PC	0	1.00000	0.0058	0.005800
113-470405-75	METAL OXIDE FILM RESISTOR 47 OHM 2W +-5% R530	PC	0	1.00000	0.0252	0.025200
113-471105-17	CARBON FILM RESISTOR 470 OHM 1/4W +-5% R601	PC	0	1.00000	0.0028	0.002800
113-472105-17	CARBON FILM RESISTOR 4.7K OHM 1/4W +-5% R228,205,267,247,422,511,906,907,115	PC	0	9.00000	0.0028	0.025200
113-473105-17	CARBON FILM RESISTOR 47K OHM 1/4W +-5% R202,203,159,149,277,626	PC	0	6.00000	0.0028	0.016800
113-479605-51	WIRE WOUND CEMENT RES. 4.7 OHM5W +-5% R502	PC	0	1.00000	0.1355	0.135500
113-512105-17	CARBON FILM RESISTOR 5.1K OHM 1/4W +-5% R276	PC	0	1.00000	0.0028	0.002800
113-560105-17	CARBON FILM RESISTOR 56 OHM 1/4W +-5% R260	PC	0	1.00000	0.0028	0.002800
113-561105-17	CARBON FILM RESISTOR 560 OHM 1/4W +-5% R298,299	PC	0	2.00000	0.0028	0.005600
113-562105-17	CARBON FILM RESISTOR 5.6K OHM 1/4W +-5% R723,724	PC	0	2.00000	0.0028	0.005600
113-565210-92	CARBON COMPOSITION RESISTOR 5.6M OHM 1/2W +-10% R523,524	PC	0	2.00000	0.0639	0.127800
113-681105-17	CARBON FILM RESISTOR 680 OHM 1/4W +-5% R156	PC	0	1.00000	0.0028	0.002800
113-682102-17	CARBON FILM RESISTOR 6.8K OHM 1/4W +-2% R504	PC	0	1.00000	0.0048	0.004800
113-682105-17	CARBON FILM RESISTOR 6.8K OHM 1/4W +-5% R510,227,280,712	PC	0	4.00000	0.0028	0.011200
113-683105-17	CARBON FILM RESISTOR 68K OHM 1/4W +-5% R125	PC	0	1.00000	0.0028	0.002800

\*\* THIS SPARE LIST IS MADE FOR TECHNICAL / MAINTENANCE REFERENCE ONLY \*\*

Print Date : 26/09/96                      PRODUCT CODE : 92132T-050004-TV  
 Page Number : 9                              DESCRIPTION : GT-9213 TEAC PAL/BG W/SCART.    1P.TXT GREY 240V SAA.MONO 40P.

Component Part	Description / Location	Unit	Subs	Quantity Required	Unit Price	Amount
113-688205-42	FUSING RESISTOR 0.68 OHM 1/2W +-5% R518	PC	0	1.00000	0.0435	0.043500
113-688305-42	FUSING RESISTOR 0.68 OHM 1W +-5% R529,408,409	PC	0	3.00000	0.0552	0.165600
113-750105-17	CARBON FILM RESISTOR 75 OHM 1/4W +-5% R257,258,259,261,226	PC	0	5.00000	0.0028	0.014000
113-821105-17	CARBON FILM RESISTOR 820 OHM 1/4W +-5% R212	PC	0	1.00000	0.0028	0.002800
113-822105-17	CARBON FILM RESISTOR 8.2K OHM 1/4W +-5% R507,273	PC	0	2.00000	0.0028	0.005600
113-823105-17	CARBON FILM RESISTOR 82K OHM 1/4W +-5% R237	PC	0	1.00000	0.0028	0.002800
113-824105-17	CARBON FILM RESISTOR 820K OHM 1/4W +-5% R242,264	PC	0	2.00000	0.0028	0.005600
114-210200-01	THERMISTOR (NICHICON ZPB53 BL 200C) R501	PC	0	1.00000	0.4587	0.458700
123-100340-93	CERAMIC CAP. 10 PF 50V +-5% (NPO) C902	PC	0	1.00000	0.0112	0.011200
123-101350-60	CERAMIC CAP. 100 PF 50V +-10% (SL TYPE) C116,117,118,119,121	PC	0	5.00000	0.0108	0.054000
123-102350-90	CERAMIC CAP. 0.001 MFD 50V +-10% (B TYPE) C207,215,210,235,236,417,401,904	PC	0	8.00000	0.0099	0.079200
123-102850-10	CERAMIC CAP. 0.001 MFD 2KV +-10% MATSUSHITA C604	PC	0	1.00000	0.1103	0.110300
123-103370-90	CERAMIC CAP. 0.01 MFD 50V +80 -20% C120,208,209,125,757	PC	0	5.00000	0.0112	0.056000
123-104270-90	CERAMIC CAP. 0.1 MFD 25V +80 -20% C110,111,112,127,226,227,228,231,244,242,748	PC	0	11.00000	0.0395	0.434500
123-104270-90	CERAMIC CAP. 0.1 MFD 25V +80 -20% C245,246,258,263,427,429,430,519,520,734,750	PC	0	11.00000	0.0395	0.434500
123-104270-90	CERAMIC CAP. 0.1 MFD 25V +80 -20% C901,905,906,907,908,910	PC	0	6.00000	0.0395	0.237000
123-150340-93	CERAMIC CAP. 15 PF 50V +-5% (NPO) C214,249,903	PC	0	3.00000	0.0112	0.033600
123-152850-10	CERAMIC CAP. 0.0015 MFD 2KV +-10% MATSUSHITA C433	PC	0	1.00000	0.1374	0.137400
123-182850-10	CERAMIC CAP. 0.0018 MFD 2KV +-10% MATSUSHITA C405	PC	0	1.00000	0.1258	0.125800
123-221350-60	CERAMIC CAP. 220 PF 50V +-10% (SL TYPE) C601,602,603	PC	0	3.00000	0.0129	0.038700
123-221551-90	CERAMIC CAP. 220 PF 500V +-10% MATSUSHITA C513	PC	0	1.00000	0.0377	0.037700
123-222350-90	CERAMIC CAP. 0.0022 MFD 50V +-10% (B TYPE) C128	PC	0	1.00000	0.0111	0.011100
123-222466-41	CERAMIC CAP. 0.0022 MFD 400V +-20% ECK-DNS222MEX MATSUSHITA C512	PC	0	1.00000	0.1665	0.166500
123-222466-41	CERAMIC CAP. 0.0022 MFD 400V +-20% ECK-DNS222MEX MATSUSHITA C523	PC	0	1.00000	0.1665	0.166500
123-223370-90	CERAMIC CAP. 0.022 MFD 50V +80-20% C211,261,234,237,250,256,232,243	PC	0	8.00000	0.0120	0.096000

\*\* THIS SPARE LIST IS MADE FOR TECHNICAL / MAINTENANCE REFERENCE ONLY \*\*

Print Date : 26/09/96

PRODUCT CODE : 92132T-050004-TV

Page Number : 10

DESCRIPTION : GT-9213 TEAC PAL/BG W/SCART 1P.TXT GREY 240V SAA.MONO 40P.

Component Part	Description / Location	Unit	Subs	Quantity Required	Unit Price	Amount
123-270340-93	CERAMIC CAP. 27PF 50V +-5% (NPO) C122,123	PC	0	2.00000	0.0112	0.022400
123-470340-93	CERAMIC CAP. 47 PF 50V +-5% (NPO) C217	PC	0	1.00000	0.0117	0.011700
123-471350-60	CERAMIC CAP. 470 PF 50V +-10% (SL TYPE) C758,759	PC	0	2.00000	0.0169	0.033800
123-472550-90	CERAMIC CAP. 0.0047 MFD 500V +-10% (B TYPE) C410,411,515	PC	0	3.00000	0.1200	0.360000
123-472552-90	CERAMIC CAP. 0.0047 MFD 500V +-10% (B TYPE) SMALL SIZE C503,504,505	PC	0	3.00000	0.0555	0.166500
123-681350-90	CERAMIC CAP. 680 PF 50V +-10% (B TYPE) C423	PC	0	1.00000	0.0099	0.009900
123-821850-10	CERAMIC CAP. 820 PF 2KV +-10% (SL TYPE) MATSUSHITA C516	PC	0	1.00000	0.0948	0.094800
126-104071-01	MYLAR CAP. 0.1 MFD 50V +-10% C218,416,510,101,255, FOR DY VERT	PC	0	6.00000	0.0292	0.175200
126-104101-31	POLYPROPYLENE CAP. 0.1 MFD 100V +-10% C412	PC	0	1.00000	0.1109	0.110900
126-222071-01	MYLAR CAP. 0.0022 MFD 50V +-10% C114,754,251	PC	0	3.00000	0.0126	0.037800
126-222161-41	METALIZED POLYPROPLENE CAP. 0.0022 MFD 1600V +-10% C402,511	PC	0	2.00000	0.2285	0.457000
126-223071-01	MYLAR CAP. 0.022 MFD 50V +-10% C220,909	PC	0	2.00000	0.0163	0.032600
126-224071-01	MYLAR CAP 0.22 MFD 50V +-10% C102,201,752,418	PC	0	4.00000	0.0480	0.192000
126-333071-01	MYLAR CAP. 0.033 MFD 50V +-10% C507	PC	0	1.00000	0.0174	0.017400
126-392071-01	MYLAR CAP. 0.0039 MFD 50V +-10% C213	PC	0	1.00000	0.0126	0.012600
126-472071-01	MYLAR CAP. 0.0047 MFD 50V +-10% C247,253,254,736,421,422	PC	0	6.00000	0.0126	0.075600
126-472160-41	METALLIZED POLYPROPYLENE CAP. 0.0047 MFD 1600V +-5% C404	PC	0	1.00000	0.2885	0.288500
126-473071-01	MYLAR CAP. 0.047 MFD 50V +-10% C223,224	PC	0	2.00000	0.0234	0.046800
126-473201-31	POLYPROPYLENE CAP. 0.047 MFD 200V +-10% C403	PC	0	1.00000	0.0801	0.080100
126-473211-41	METALLIZED POLYPROPYLENE CAP 0.047 MFD 250V +-10% VDE C502,501	PC	0	2.00000	0.1350	0.270000
126-474071-01	MYLAR CAP. 0.47 MFD 50V +-10% C222	PC	0	1.00000	0.0757	0.075700
126-474201-31	POLYPROPYLENE CAP 0.47 MFD 200V +-10% C413	PC	0	1.00000	0.2639	0.263900
127-105071-05	ELECT CAP. 1 MFD 50V +-10% (TIME CONSTANT) C419	PC	0	1.00000	0.0590	0.059000
127-105072-03	ELECT. CAP. 1 MFD 50V +-20% C202,203,204,225,230,252,749,426,518	PC	0	9.00000	0.0203	0.182700
127-105132-03	ELECT. CAP. 1 MFD 160V +-20% C414	PC	0	1.00000	0.0494	0.049400

\*\* THIS SPARE LIST IS MADE FOR TECHNICAL / MAINTENANCE REFERENCE ONLY \*\*

Print Date : 26/09/96                      PRODUCT CODE : 92132T-050004-TV  
 Page Number : 11                            DESCRIPTION : GT-9213 TEAC PAL/BG W/SCART    1P.TXT GREY 240V SAA.MONO 40P.

Component Part	Description / Location	Unit	Subs	Quantity Required	Unit Price	Amount
127-106042-03	ELECT. CAP. 10 MFD 16V +-20% C104,105,273,219,229,260,124,264	PC	0	8.00000	0.0203	0.162400
127-106102-03	ELECT CAP. 10MFD 100V +-20% NICHICON C509	PC	0	1.00000	0.0494	0.049400
127-106252-03	ELECT. CAP. 10 MFD 250V +-20% C407	PC	0	1.00000	0.1394	0.139400
127-107042-03	ELECT. CAP. 100 MFD 16V +-20% C431,432,521,428,605	PC	0	5.00000	0.0348	0.174000
127-107062-03	ELECT. CAP. 100 MFD 35V +-20% C425	PC	0	1.00000	0.0523	0.052300
127-107132-03	ELECT. CAP. 100 MFD 160V +-20%"NICHICON" C408,517	PC	0	2.00000	0.3329	0.665800
127-107402-03	ELECT. CAP. 100 MFD 400V +-20% C506	PC	0	1.00000	1.0742	1.074200
127-108052-03	ELECT. CAP. 1000 MFD 25V +-20% C406,733	PC	0	2.00000	0.1452	0.290400
127-225042-23	ELECT. CAP. BIPOLAR 2.2MFD 16V+-20% C216	PC	0	1.00000	0.0658	0.065800
127-225072-03	ELECT. CAP 2.2 MFD 50V +-20% C205,126,259,262,257	PC	0	5.00000	0.0203	0.101500
127-226042-03	ELECT. CAP. 22 MFD 16V +-20% C109,753	PC	0	2.00000	0.0203	0.040600
127-227042-03	ELECT. CAP. 220 MFD 16V +-20% C221	PC	0	1.00000	0.0561	0.056100
127-227062-03	ELECT. CAP. 220 MFD 35V +-20% C424,514	PC	0	2.00000	0.0716	0.143200
127-228052-03	ELECT. CAP. 2200 MFD 25V +-20% C420	PC	0	1.00000	0.3213	0.321300
127-476042-03	ELECT. CAP. 47 MFD 16V +-20% C206,233,265,266,267,212,911	PC	0	7.00000	0.0290	0.203000
127-476072-07	ELECT.CAP. 47 MFD 50V +-20% NICHICON C508,745	PC	0	2.00000	0.0406	0.081200
127-477062-03	ELECT CAP. 470 MFD 35V +-20% C434,751	PC	0	2.00000	0.1200	0.240000
130-134148-01	SILICON DIODE IN4148 D101,102,105,111,112,113,116,208,210,408,217,114	PC	0	12.00000	0.0095	0.114000
130-134148-01	SILICON DIODE IN4148 D103,117,118,119,209,605,606,607,121,129	PC	0	10.00000	0.0095	0.095000
130-310012-50	DIODE BAX12A D407	PC	0	1.00000	0.0451	0.045100
130-310033-50	DIODE BYD33D D403,404,405,510	PC	0	4.00000	0.0590	0.236000
130-310062-50	DIODE BAW 62 D203,204,205,206,401,402	PC	0	6.00000	0.0095	0.057000
130-310095-50	DIODE BYW95B D511	PC	0	1.00000	0.1738	0.173800
130-310133-50	DIODE BYD33J D406,507,508,509	PC	0	4.00000	0.0726	0.290400
130-311441-64	BRIDGE RECTIFIER 1J4B41                      TOSHIBA D501	PC	0	1.00000	0.3450	0.345000



\*\* THIS SPARE LIST IS MADE FOR TECHNICAL / MAINTENANCE REFERENCE ONLY \*\*

Print Date : 26/09/96

PRODUCT CODE : 92132T-050004-TV

Page Number : 12

DESCRIPTION : GT-9213 TEAC PAL/BG W/SCART 1P.TXT GREY 240V SAA.MONO 40P.

Component Part	Description / Location	Unit	Subs	Quantity Required	Unit Price	Amount
130-410039-01	ZENER DIODE 3.9V D211	PC	0	1.00000	0.0232	0.023200
130-410051-01	ZENER DIODE 5.1V 1/2W +-5% D212	PC	0	1.00000	0.0232	0.023200
130-410075-01	ZENER DIODE 7.5V 1/2W D213	PC	0	1.00000	0.0232	0.023200
130-410082-01	ZENER DIODE 8.2V D505	PC	0	1.00000	0.0232	0.023200
130-410120-02	ZENER DIODE 12V HZ12A2 D608	PC	0	1.00000	0.0232	0.023200
130-410574-00	ZENER DIODE UPC 574J NEC U502	PC	0	1.00000	0.1587	0.158700
130-411091-01	ZENER DIODE 9.1V D506	PC	0	1.00000	0.0232	0.023200
130-512044-00	LED 3MM RED 204HDC FOR LED 601	PC	0	1.00000	0.0261	0.026100
131-111402-03	TRANSISTOR ED1402C Q102, 103, 104, 105, 202, 208, 207, 211, 210, 209, 606	PC	0	11.00000	0.0339	0.372900
131-111602-03	TRANSISTOR ED1602C (PHILIPS) Q106, 107, 108	PC	0	3.00000	0.0335	0.100500
131-170547-02	TRANSISTOR BC 547B PHILIPS Q501, 503	PC	0	2.00000	0.0315	0.063000
131-170548-02	TRANSISTOR BC 548B PHILIPS. Q204, 205, 901	PC	0	3.00000	0.0285	0.085500
131-170557-02	TRANSISTOR BC 557B PHILIPS Q502	PC	0	1.00000	0.0315	0.031500
131-170558-02	TRANSISTOR BC 558B PHILIPS Q604	PC	0	1.00000	0.0285	0.028500
131-190370-00	TRANSISTOR BF 370 PHILIPS. Q201	PC	0	1.00000	0.0705	0.070500
131-190422-00	TRANSISTOR BF422 PHILIPS Q601, 602, 603	PC	0	3.00000	0.0720	0.216000
131-202508-62	TRANSISTOR BU 2508 DF PHILIPS Q402	PC	0	1.00000	0.9290	0.929000
131-232482-00	TRANSISTOR 2SC2482 TOSHIBA Q401	PC	0	1.00000	0.0930	0.093000
131-235287-01	TRANSISTOR 2SC5287 SANKEN Q504	PC	0	1.00000	0.7839	0.783900
131-265401-00	TRANSISTOR 2N 5401 PHILIPS Q506	PC	0	1.00000	0.0501	0.050100
131-265551-00	TRANSISTOR 2N 5551 PHILIPS Q505	PC	0	1.00000	0.0501	0.050100
131-370135-00	TRANSISTOR BD 135 PHILIPS Q701	PC	0	1.00000	0.1223	0.122300
131-462369-00	TRANSISTOR PH2369 PHILIPS Q101	PC	0	1.00000	0.0540	0.054000
131-480011-00	TRANSISTOR BUT 11 PHILIPS Q507	PC	0	1.00000	0.4045	0.404500
133-100322-33	PHILIPS IC PCA CTV322S U101	PC	0	1.00000	4.0448	4.044800

\*\* THIS SPARE LIST IS MADE FOR TECHNICAL / MAINTENANCE REFERENCE ONLY \*\*

Print Date : 26/09/96

PRODUCT CODE : 92132T-050004-TV

Page Number : 13

DESCRIPTION : GT-9213 TEAC PAL/BG W/SCART 1P.TXT GREY 240V SAA.MONO 40P.

Component Part	Description / Location	Unit	Subs	Quantity Required	Unit Price	Amount
133-102411-31	I.C. ST24C01B1 SGS U102	PC	0	1.00000	0.6300	0.630000
133-104665-33	I.C. TDA4665 (PHILIPS IC) U202	PC	0	1.00000	1.5290	1.529000
133-115254-33	I.C. SAA5254P/T PHILIPS U901	PC	0	1.00000	7.3568	7.356800
133-118362-33	I.C. TDA8362 N4S7 PHILIPS U201	PC	0	1.00000	6.5168	6.516800
133-201013-33	I.C. TDA1013B PHILIPS U705	PC	0	1.00000	0.6000	0.600000
133-203653-33	I.C. TDA3653B PHILIPS U401	PC	0	1.00000	0.5694	0.569400
133-207805-31	I.C. L7805CV SGS U501	PC	0	1.00000	0.2100	0.210000
133-207808-31	IC L7808C-V SGS-THOMSON U405	PC	0	1.00000	0.2100	0.210000
133-207812-31	IC L7812CV SGS-THOMSON U402	PC	0	1.00000	0.2100	0.210000
133-304241-33	I.C. PC74HCT241P PHILIPS U902	PC	0	1.00000	0.3147	0.314700
133-404053-33	I.C. HEF4053BP PHILIPS U204	PC	0	1.00000	0.2247	0.224700
136-500001-00	REMOTE RECEIVER (KODENSHI OPT601	PC	0	1.00000	1.0645	1.064500
137-100000-31	CRYSTAL 10 MHZ HOORAY X101	PC	0	1.00000	0.3097	0.309700
137-270000-33	CRYSTAL 27 MHZ 16PF "GIC" X901	PC	0	1.00000	0.3290	0.329000
137-443618-20	CRYSTAL 4.43 MHZ X201	PC	0	1.00000	0.4645	0.464500
146-100006-14	POWER SWITCH PS5E-B SWS01	PC	0	1.00000	1.0161	1.016100
146-104614-13	TACT SWITCH #KSM-0614A S601,602,603,604,605,606,608,609,610,611,613,614	PC	0	12.00000	0.0677	0.812400
160-101001-08	PIN CONNECTOR 1 PIN PLUG FOR CN601,501,502	PC	0	3.00000	0.0135	0.040500
160-102255-27	PIN CONNECTOR 2 PINS PLUG CN702,101,701	PC	0	3.00000	0.0135	0.040500
160-102805-08	PIN CONNECTOR 2 PIN PLUG CN503	PC	0	1.00000	0.0271	0.027100
160-104255-27	PIN CONNECTOR 4 PINS PLUG CN103	PC	0	1.00000	0.0271	0.027100
160-104805-08	PIN CONNECTOR 4 PIN PLUG CN401	PC	0	1.00000	0.0515	0.051500
160-105255-27	PIN CONNECTOR 5 PINS WAFER CN201	PC	0	1.00000	0.0339	0.033900
160-108255-27	PIN CONNECTOR 8 PINS PLUG CN102	PC	0	1.00000	0.0542	0.054200
161-540105-00	CRT SOCKET ISL-01 IN CHANG SK601	PC	0	1.00000	0.6194	0.619400

\*\* THIS SPARE LIST IS MADE FOR TECHNICAL / MAINTENANCE REFERENCE ONLY \*\*

Print Date : 26/09/96                      PRODUCT CODE : 92132T-050004-TV  
 Page Number : 14                            DESCRIPTION : GT-9213 TEAC PAL/BG W/SCART    1P.TXT GREY 240V SAA.MONO 40P.

Component Part	Description / Location	Unit	Subs	Quantity Required	Unit Price	Amount
161-683702-22	21 PIN SOCKET SK201	PC	0	1.00000	0.2903	0.290300
166-182030-00	SPEAKER 3" 8 OHM 2W	PC	0	2.00000	0.5884	1.176800
172-620005-40	UL 1007 TOP COAT WIRE AWG 20 50MM BLACK 5 X 5MM FROM U705 PIN '1' TO PIN '9'	PC	0	1.00000	0.0036	0.003600
172-620012-40	UL 1007 TOP COAT WIRE AWG 20 120MM BLACK 10 X 10 MM MAIN P.C.B. 'E1' TO 'E2'	PC	0	1.00000	0.0078	0.007800
172-620036-40	UL 1007 TOP COAT WIRE AWG 20 360MM BLACK 10 X 10MM CN402 '2' TO CRT P.C.B. 'GND'	PC	0	1.00000	0.0222	0.022200
172-626008-40	UL 1007 TOP COAT WIRE AWG 26 80MM BLACK 10 X 10 MM Q402 LUG TO PCB 'K', Q504 LUG TO PCB 'L'	PC	0	3.00000	0.0026	0.007800
172-626008-40	UL 1007 TOP COAT WIRE AWG 26 80MM BLACK 10 X 10 MM U401 LUG TO PCB 'M'	PC	0	0.00000	0.0026	0.000000
172-626008-46	UL 1007 TOP COAT WIRE AWG 26 80 MM BLUE 10 X 10 MM MAIN P.C.B. 'Q' TO Q'	PC	0	1.00000	0.0026	0.002600
172-626018-42	UL 1007 TOP COAT WIRE AWG 26 180MM RED 10 X 10 MM MAIN PCB 'W1' TO 'W2'	PC	0	1.00000	0.0051	0.005100
172-626022-46	UL 1007 TOP COAT WIRE AWG 26 220MM BLUE 10 X 10 MM MAIN PCB 'R2' TO 'R2'	PC	0	1.00000	0.0061	0.006100
172-626026-42	UL 1007 TOP COAT WIRE AWG 26 260MM RED MAIN PCB 'C1' TO 'C3'	PC	0	1.00000	0.0071	0.007100
172-626030-42	UL 1007 TOP COAT WIRE AWG 26 300MM RED MAIN P.C.B. '0' TO '0'	PC	0	1.00000	0.0081	0.008100
172-626036-40	UL1007 TOP COAT WIRE AWG26 360MM BLACK 10 X 10MM FROM U401 PIN 8 TO CRT PCB 'F'	PC	0	1.00000	0.0096	0.009600
172-626036-43	UL 1007 TOP COAT WIRE AWG 26 360MM ORANGE 10 X 10MM CN402 '1' TO CRT P.C.B. 'F.F.'	PC	0	1.00000	0.0096	0.009600
172-626036-44	UL 1007 TOP COAT WIRE AWG 26 360MM YELLOW 10 X 10MM CN402 '3' TO CRT P.C.B. '180V'	PC	0	1.00000	0.0096	0.009600
172-726000-99	BARE WIRE 54MM W001-8,015,017-021,027,030,032-040,042-046	M	0	4.10400	0.0093	0.038167
172-726000-99	BARE WIRE 54MM W048-050,070-078,080,082-0,86,089,092-093,095,110	M	0	0.00000	0.0093	0.000000
172-726000-99	BARE WIRE 54MM W096-097,099,103-104,601,067-068,053-055,057-061	M	0	0.00000	0.0093	0.000000
172-726000-99	BARE WIRE 54MM W107,047,079,087,122,123	M	0	0.00000	0.0093	0.000000
172-830080-99	FLAT BRIDED WIRE 1200MM CRT GROUND	M	0	0.80000	0.1374	0.109920
177-655263-05	5 PIN FLAT CABLE WIRE CN202 '1' TO CN203 '1',CN202 '2' TO CN203 '2'	PC	0	1.00000	0.0629	0.062900
177-655263-05	5 PIN FLAT CABLE WIRE CN202 '3' TO CN203 '3',CN202 '4' TO CN203 '4'	PC	0	0.00000	0.0629	0.000000
177-655263-05	5 PIN FLAT CABLE WIRE CN202 '5' TO CN203 '5'	PC	0	0.00000	0.0629	0.000000
179-001010-00	OIL SLEEVING 1 MM DIA. 20MM FOR R26A,20MM FOR DS11,20MM FOR BR501	M	0	0.12000	0.0001	0.000012
179-001010-00	OIL SLEEVING 1 MM DIA. 20MM FOR RS16, 20MM FOR R406, 20MM FOR R411	M	0	0.00000	0.0001	0.000000

\*\* THIS SPARE LIST IS MADE FOR TECHNICAL / MAINTENANCE REFERENCE ONLY \*\*

Print Date : 26/09/96

PRODUCT CODE : 92132T-050004-TV

Page Number : 15

DESCRIPTION : GT-9213 TEAC PAL/BG W/SCART 1P.TXT GREY 240V SAA.MONO 40P.

Component Part	Description / Location	Unit	Subs	Quantity Required	Unit Price	Amount
179-105000-00	UL PVC TUBE 5MM DIA L=80MM FOR AC LINE CORD	M	0	0.08000	0.1877	0.015016
179-105026-00	UL PVC TUBE 5 MM 260MM FOR SPEKAER 'L',400MM FOR SPEAKER 'R'	PC	0	0.66000	0.1877	0.123882
179-110500-00	UL PVC TUBE 11MM DIA, FOR AC LINE CORD	PC	0	0.05000	0.5535	0.027675
182-222000-03	FUSE T2A 250V F501	PC	0	1.00000	0.0968	0.096800
190-921300-04	POWER SWITCH P.C.B. (040592) FOR POWER SWITCH	PC	0	1.00000	0.0658	0.065800
190-921303-06	CHANNEL P.C.B. (280394)	PC	0	1.00000	0.2497	0.249700
190-921310-P1	MAIN P.C.B. (280596)	PC	0	1.00000	2.3497	2.349700
190-931302-P0	CRT P.C.B. (170496)	PC	0	1.00000	0.2400	0.240000
191-100034-09	1 PIN SOCKET ASSM'Y L=220MM CRT GND TO CN601	PC	0	1.00000	0.0350	0.035000
191-101003-07	1 PIN SOCKET ASSM'Y BLUE L=320MM MAIN P.C.B. CN501 TO POWER SWITCH P.C.B. 'A'	PC	0	1.00000	0.0599	0.059900
191-101004-07	1 PIN SOCKET ASSM'Y RED L=320MM MAIN P.C.B. CN502 TO POWER SWITCH P.C.B. 'B'	PC	0	1.00000	0.0599	0.059900
191-200030-09	2 PIN SOCKET ASSM'Y L=300MM CN702 '1' TO SPK.L '+', '2' TO SPK. L '-'	PC	0	1.00000	0.0377	0.037700
191-200031-09	2 PIN SOCKET ASS'Y L=80MM #FOR CN101 TO PW SW PCB#	PC	0	1.00000	0.0292	0.029200
191-200044-09	2 PIN SOCKET ASSM'Y L=440MM CN701 '1' TO SPK R. '+', '2' TO SPK R. '-'	PC	0	1.00000	0.0432	0.043200
191-401001-07	4 PIN SOCKET ASS'Y L=160MM CN103 '1' TO CH. P.C.B. 'F', '2' TO 'E'	PC	0	1.00000	0.0650	0.065000
191-401001-07	4 PIN SOCKET ASS'Y L=160MM CN103 '3' TO CH. P.C.B. 'D', '4' TO 'C'	PC	0	0.00000	0.0650	0.000000
191-501002-07	5 PIN SOCKET ASSM'Y L=360MM CN201 '1' TO CRT PCB 'A'	PC	0	1.00000	0.1002	0.100200
191-501002-07	5 PIN SOCKET ASSM'Y L=360MM CN201 '2' TO CRT PCB 'B'	PC	0	0.00000	0.1002	0.000000
191-501002-07	5 PIN SOCKET ASSM'Y L=360MM CN201 '3' TO CRT PCB 'C'	PC	0	0.00000	0.1002	0.000000
191-501002-07	5 PIN SOCKET ASSM'Y L=360MM CN201 '4' TO CRT PCB 'D'	PC	0	0.00000	0.1002	0.000000
191-501002-07	5 PIN SOCKET ASSM'Y L=360MM CN201 '5' TO CRT PCB 'E'	PC	0	0.00000	0.1002	0.000000
191-801003-07	8 PIN SOCKET ASSM'Y L=120MM CN102 '1' TO CH. P.C.B. 'N', '2' TO CH. P.C.B. 'M'	PC	0	1.00000	0.1239	0.123900
191-801003-07	8 PIN SOCKET ASSM'Y L=120MM CN102 '3' TO CH. P.C.B. 'L', '4' TO CH. P.C.B. 'K'	PC	0	0.00000	0.1239	0.000000
191-801003-07	8 PIN SOCKET ASSM'Y L=120MM CN102 '5' TO CH. P.C.B. 'J', '6' TO CH. P.C.B. 'I'	PC	0	0.00000	0.1239	0.000000
191-801003-07	8 PIN SOCKET ASSM'Y L=120MM CN102 '7' TO CH. P.C.B. 'H', '8' TO CH. P.C.B. 'G'	PC	0	0.00000	0.1239	0.000000
504-305006-10	MACHINE SCREW 3 X 6 B/M (WHITE) U402,405 2 FOR POWER SWITCH,U501	PC	0	5.00000	0.0013	0.006500

\*\* THIS SPARE LIST IS MADE FOR TECHNICAL / MAINTENANCE REFERENCE ONLY \*\*

Print Date : 26/09/96                      PRODUCT CODE : 92132T-050004-TV  
 Page Number : 16                              DESCRIPTION : GT-9213 TEAC PAL/BG W/SCART    1P.TXT GREY 240V SAA.MONO 40P.

Component Part	Description / Location	Unit	Subs	Quantity Required	Unit Price	Amount
504-305012-10	MACHINE SCREW 3 X 12 B/M FOR HEAT SINK (B)	PC	0	1.00000	0.0019	0.001900
514-400425-10	SELF-TAPPING SCREW 4 X 25 B/T (HARDEN) 7 REAR CAB	PC	0	7.00000	0.0095	0.066500
514-500435-10	SELF-TAPPING SCREW B/T 5 X 35 HEAD DIA. =8.5MM (MAX)(HARDEN) 4 FOR CRT MTG.	PC	0	4.00000	0.0174	0.069600
516-400425-10	SELF-TAPPING SCREW 4 X 25 P/T (HARDEN) FOR REAR CAB.JOIN TO THE FRONT CAB.(BOTTOM)	PC	0	2.00000	0.0058	0.011600
517-303312-10	SELF-TAPPING SCREW 3 X 12 W/A W/H=7MM (HARDEN) FOR HEAT SINK (A) & (C)	PC	0	2.00000	0.0033	0.006600
520-305025-55	NUT M3 T=2.5 OD=5.5 FOR HEAT SINK (B)	PC	0	1.00000	0.0025	0.002500
540-020030-01	EYELET 2 X 3 MM 4-T501,1-Q504'C',1-Q402'C',2-T402,2-L401	PC	0	10.00000	0.0010	0.010000
540-020040-01	BRASS EYELET 2X4MM FOR AC LINE CORD - 2 , (X)(Y)-2	PC	0	4.00000	0.0010	0.004000
580-101261-01	CABLE TIE L=100MM FOR CRT BOARD , CONNECTOR ,SPEAKER	PC	0	11.00000	0.0029	0.031900
622-882802-00	FELT L240 X W17 X T0.5MM                      W/TAPE FOR REAR CABINET	PC	0	4.00000	0.0658	0.263200
728-921301-00	FUNCTION P.C.B. SUPPORT BKT.	PC	0	5.00000	0.0310	0.155000
744-881301-00	SPRING FOR C.R.T. MOUNTING 5.2 X 42 X 0.6MM	PC	0	1.00000	0.0484	0.048400
746-063101-00	TEST PIN:TOTAL LENGTH 18.6MM THK:0.8MM MAIN P.C.B. 'F','G','J'	PC	0	3.00000	0.0039	0.011700
750-063101-00	SOLDERING LUG LEG:8X4MM FOR U401,Q402,Q504	PC	0	3.00000	0.0023	0.006900
750-063102-01	35MM SOLDERING LUG                              OD:7 ID:3.2 LEG:4X35MM FOR SPK.WIRE	PC	0	2.00000	0.0087	0.017400
766-686801-00	FUSE HOLDER	PC	0	2.00000	0.0135	0.027000
777-921301-00	POWER KNOB SPRING                              (ID=9MM,L=10MM) FOR POWER KNOB	PC	0	1.00000	0.0072	0.007200
779-882001-01	IRON HEAT SINK (D) U402,405,U501	PC	0	3.00000	0.0387	0.116100
781-882001-02	ALUMINIUM HEAT SINK (B) FOR Q402	PC	0	1.00000	0.2032	0.203200
781-882102-03	ALUMIMIUM HEAT SINK (A) FOR Q504	PC	0	1.00000	0.3426	0.342600
781-892001-00	ALUMINIUM HEAT SINK (C) FOR U401	PC	0	1.00000	0.2284	0.228400
783-931304-02	SHIELD CAN	PC	0	1.00000	0.2071	0.207100
783-932001-00	SHIELD CAN COVER                              (SAMSUNG TUNER)	PC	0	1.00000	0.1490	0.149000
810-052204-14	POLYBAG 5" X 22" X 0.04MM                      PO MAT W/RE-CYCLING MARK FOR AC LINE CORD	PC	0	1.00000	0.0141	0.014100
834-230801-00	RUBBER WASHER OD=23 , ID=8 , T=1.0 FOR CRT MTG.ADJUSTMENT	PC	0	4.00000	0.0184	0.073600
834-230802-00	RUBBER WASHER OD=23 , ID=8 , T=2 CRT MTG.	PC	0	2.00000	0.0232	0.046400
834-230805-00	RUBBER WASHER OD=23 ID=8 T=0.5 CRT MTG.	PC	0	2.00000	0.0110	0.022000

\*\* THIS SPARE LIST IS MADE FOR TECHNICAL / MAINTENANCE REFERENCE ONLY \*\*

Print Date : 26/09/96  
Page Number : 17

PRODUCT CODE : 92132T-050004-TV  
DESCRIPTION : GT-9213 TEAC PAL/BG W/SCART 1P.TXT GREY 240V SAA.MONO 40P,

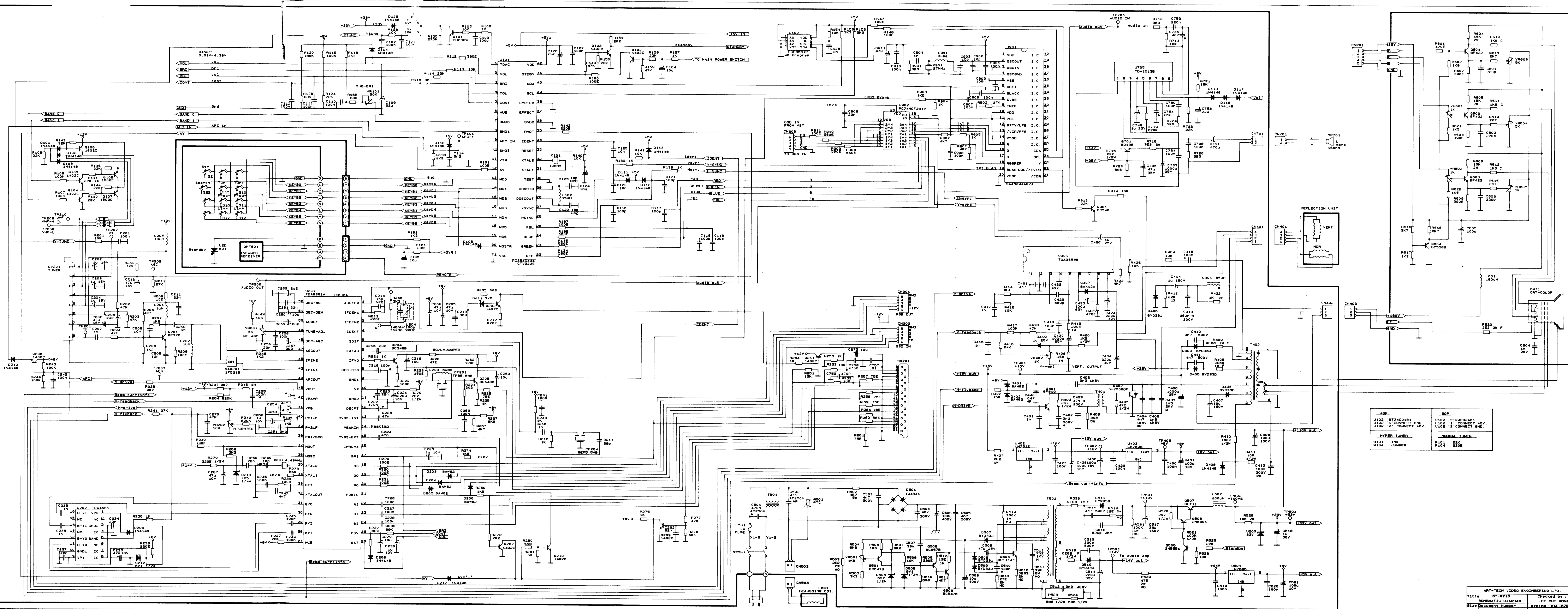
Component Part	Description / Location	Unit	Subs	Quantity Required	Unit Price	Amount
840-011024-21	PAD CORD L240 X W10 X T1 MM W/TAPE BETWEEN CRT AND FRONT CABINET	PC	0	4.00000	0.0387	0.154800
840-051030-11	RUBBER PAD (ONE SIDE W/TAPE) MAIN P.C.B. (1 UNDER POWER TRANSFORMER T502) &	PC	0	2.00000	0.0074	0.014800
840-051030-11	RUBBER PAD (ONE SIDE W/TAPE) (1 BETWEEN HEAT SINK A.B. ON COPPER SIDE)	PC	0	0.00000	0.0074	0.000000
840-051520-11	RUBBER PAD (ONE SIDE W/TAPE) MAIN P.C.B. (UNDER FBT)	PC	0	1.00000	0.0064	0.006400
896-921301-00	POWER BOARD COVER	PC	0	1.00000	0.0232	0.023200
929-892001-00	LED HOLDER BKT FOR CIRCLE LED FOR LED601	PC	0	1.00000	0.0153	0.015300
939-881302-00	POWER SWITCH ADAPTOR	PC	0	1.00000	0.0103	0.010300
948-881302-00	DEGAUSSING COIL MTG. CLIP	PC	0	4.00000	0.0255	0.102000
954-892101-00	STUD POST	PC	0	1.00000	0.0199	0.019900

ASSB PRICE : 63.463672

TOTALA PRICE : 166.3293

NO PRICE ITEM : 0

\*\*\* END OF REPORT \*\*\*



-40P-		-90P-	
U102 ST24C0181	U102 ST24C02A81	U102 ST24C02A81	U102 ST24C02A81
U103 ST24C0181	U103 ST24C02A81	U103 ST24C02A81	U103 ST24C02A81
U104 ST24C0181	U104 ST24C02A81	U104 ST24C02A81	U104 ST24C02A81
U105 ST24C0181	U105 ST24C02A81	U105 ST24C02A81	U105 ST24C02A81
U106 ST24C0181	U106 ST24C02A81	U106 ST24C02A81	U106 ST24C02A81
U107 ST24C0181	U107 ST24C02A81	U107 ST24C02A81	U107 ST24C02A81
U108 ST24C0181	U108 ST24C02A81	U108 ST24C02A81	U108 ST24C02A81
U109 ST24C0181	U109 ST24C02A81	U109 ST24C02A81	U109 ST24C02A81